


# 8907AY



- Weather-proof
- Night Vision
- 3.6" TFT
- 2.4GHz
- CMOS

## Car Rearview Camera

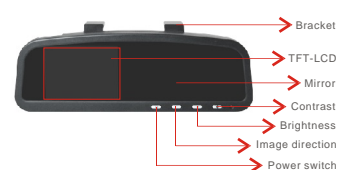
### Features

- 2.4GHz Wireless A/V transmission
- Real-time rearview while back up
- Ultra-small camera with wide view angle
- 3.6" TFT-LCD color screen with sharp image display
- 12V<sub>DC</sub>/24V<sub>DC</sub> Power (car power adapter) for monitor
- Night vision range: 4M
- Easy installation for DIY Usage
- Suitable for most of vehicles to avoid unexpected damages

Car Rearview Camera(GL8907)



Rearview Mirror LCD Monitor (GB7607)



### Installation



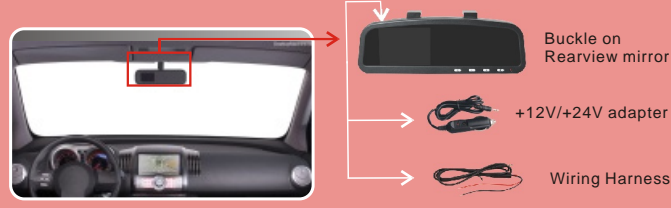
#### Camera installation



Connect the camera to the transmission box; then connect the power wire of the transmission box to the power circuit of back up lighting; Make sure the Red wire connected to Positive(+), and the Black wire to Negative(-).

Note: Mobile phone, Blue-tooth device, Wi-Fi device may subject to interference with the wireless transmission.

#### Monitor installation



Buckle the mirror monitor on rearview mirror; Plug the +12V/+24V adapter of monitor to the cigarette lighter socket; or, you can use the Wiring Harness, route the power wire to the power circuit of car-side top lighting.